


FIRST GRADE

SPRING MATH AND LITERACY

NO PREP PACKET



Name _____ Date _____

Rainy Day Verb Tenses

Directions: Read the phrases at the bottom of the page. Cut and paste them onto the correct jar.

Singular

Plural

Name _____ Date _____

Spring Texting Codes

Directions: Use the cell phone to find the texting codes for the spring words. Decide if the word is an adjective and circle it. (If you have been done for you.)

Word: pretty
Texting Code: _____

Word: flower
Texting Code: _____

Word: garden
Texting Code: _____

Word: cloudy
Texting Code: _____

adjective noun adjective

Name _____ Date _____

All About Bugs!

Directions: Read the clues at the bottom of the page. Cut and paste to match the picture.

Name _____ Date _____

Growing Verbs

Directions: Read the words on the radishes. Color the verbs red and all other words green.

skip

feet

run

jump

grow

Name _____ Date _____

Spring Spinner

Directions: Spin the spinner. Color a matching flower.

Verb (red)
Noun (orange)
Adjective (yellow)
Preposition (purple)

over

slow

ham

kind

car

Name _____ Date _____

Building Spring Sentences I!

Directions: Make two sentences using some of the words provided.

clouds

raincoat

rain

showers

weather

wet

puddles

umbrella

1. _____

2. _____

Name _____ Date _____

Jump into Math

Directions: Look at the number on each frog. Find and circle 2 numbers that equal that number.

10

5	5	7	1	0
2	4	3	4	6
8	5	9	1	3

12

8	4	7	1	10
6	6	5	8	2
0	5	9	3	5

14

9	5	1	8	10
2	3	11	5	4
7	7	5	6	8

16

11	5	0	16	9
3	5	10	6	7
8	8	5	0	1

Spring Math and Literacy 1/4

NO PREP Packets by The Moffatt Girls

<input type="checkbox"/> Roll and Read I	7
<input type="checkbox"/> Roll and Read II	8
<input type="checkbox"/> Roll and Read III	9
<input type="checkbox"/> Roll and Read IV	10
<input type="checkbox"/> Rainy Day Letters	11
<input type="checkbox"/> Growing Adjectives	12
<input type="checkbox"/> Growing Verbs	13
<input type="checkbox"/> Growing Nouns	14
<input type="checkbox"/> Growing Pronouns	15
<input type="checkbox"/> Spring Spinner	16
<input type="checkbox"/> Planting Directions	17
<input type="checkbox"/> All About Bugs!	18
<input type="checkbox"/> Prepositions!	19
<input type="checkbox"/> Spring Texting Codes	20
<input type="checkbox"/> Spring Story Sequencing!	21
<input type="checkbox"/> Spring into Nouns, Verbs and Adjectives!	22
<input type="checkbox"/> Color by Noun	23
<input type="checkbox"/> Color by Nouns	24
<input type="checkbox"/> Rainy Day Verb Tenses	25
<input type="checkbox"/> Singular and Plural	26

Spring Math and Literacy 2/4

NO PREP Packets by The Moffatt Girls

<input type="checkbox"/> Hopping Homophones!	27
<input type="checkbox"/> Rainbow Contractions!	28
<input type="checkbox"/> Spring into Rhymes!	29
<input type="checkbox"/> Rainy Day Blends!	30
<input type="checkbox"/> Plural and Singular Nouns	31
<input type="checkbox"/> Spring Sentences!	32
<input type="checkbox"/> Life Cycle of a Butterfly	33
<input type="checkbox"/> Life Cycle of a Ladybug	34
<input type="checkbox"/> Spring...	35
<input type="checkbox"/> Spring Sentences I	36
<input type="checkbox"/> Spring Sentences II	37
<input type="checkbox"/> Building Spring Sentences I!	38
<input type="checkbox"/> Building Spring Sentences!	39
<input type="checkbox"/> All About Spring	40
<input type="checkbox"/> Let's Write a Letter!	41
<input type="checkbox"/> Spin and Write I	42
<input type="checkbox"/> Spin and Write II	43
<input type="checkbox"/> Spring Kids Reading Clues	44
<input type="checkbox"/> Spin and Color a Fraction	45
<input type="checkbox"/> Jump into Math	46

Spring Math and Literacy 3/4

NO PREP Packets by The Moffatt Girls

<input type="checkbox"/> Multiples of Five	47
<input type="checkbox"/> Spring into Number Words	48
<input type="checkbox"/> Collecting Bug Data!	49
<input type="checkbox"/> Buggy for Math	50
<input type="checkbox"/> Spring Shopping	51
<input type="checkbox"/> Blooming Base Tens Count and Color	52
<input type="checkbox"/> Color Word Puzzles	53
<input type="checkbox"/> Number Riddles	54
<input type="checkbox"/> 10 Less and 10 More	55
<input type="checkbox"/> Flower Power!	56
<input type="checkbox"/> Spring into Math!	57
<input type="checkbox"/> Number Circles	58
<input type="checkbox"/> Double Digit Addition!	59
<input type="checkbox"/> Garden of Coins	60
<input type="checkbox"/> Spring Spinners	61
<input type="checkbox"/> Spring Sports	62
<input type="checkbox"/> Spring into Fractions	63
<input type="checkbox"/> Word Problems for Spring	64
<input type="checkbox"/> Addition or Subtraction?	65
<input type="checkbox"/> Buggy for Facts	66

NO PREP Packets by The Moffatt Girls

Name _____ Date _____

Roll and Read I


Fry Sight Word Phrases

Directions: Roll the dice, read and check off the phrase in the column.



- ☐ The people
- ☐ Write it down
- ☐ By the water
- ☐ Who will make it?
- ☐ You and I
- ☐ What will they do?
- ☐ He called me.
- ☐ We had their dog.
- ☐ What did they say?
- ☐ When would you go?
- ☐ No way
- ☐ A Number of people
- ☐ One or two

- ☐ How long are they?
- ☐ More than the other
- ☐ Come and get it.
- ☐ Sit down.
- ☐ Now and then
- ☐ But not me
- ☐ Go find her
- ☐ Not now
- ☐ Look for some people.
- ☐ I like him.
- ☐ So there you are.
- ☐ Out of the water
- ☐ A long time

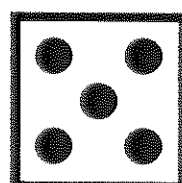
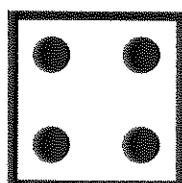
- ☐ We were here
- ☐ Have you seen it?
- ☐ Could you go?
- ☐ One more time
- ☐ We like to write.
- ☐ All day long
- ☐ Into the water
- ☐ It's about time
- ☐ The other people
- ☐ Up in the air
- ☐ She said to go
- ☐ Which way?
- ☐ Each of us



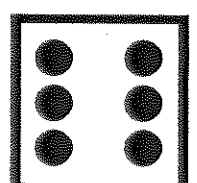
or



or



or



Name _____ Date _____

Roll and Read II

Fry Sight Word Phrases

Directions: Roll the dice, read and check off the phrase in the column.

☐ He has it.

☐ What are these?

☐ If we were older

☐ There was an old man

☐ It's no use

☐ It may fall down.

☐ With his mom

☐ At your house

☐ From my room

☐ It's been a long time.

☐ Will you be good?

☐ Give them to me.

☐ Then we will go.

☐ Now is the time

☐ An angry cat

☐ May I go first?

☐ Write your name

☐ This is my cat.

☐ That dog is big.

☐ Get on the bus.

☐ Two of us

☐ Did you see it?

☐ The first word

☐ See the water

☐ As big as the first

☐ But not for me

☐ Over the river

☐ My new place

☐ Another great sound

☐ Take a little

☐ Give it back.

☐ Only a little

☐ Its only me.

☐ I know why.


☐ Three years later

☐ Live and play



☐ A good man

☐ After the game


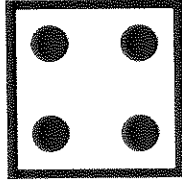
☐ Most of the animals



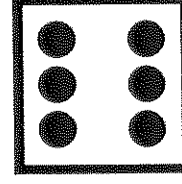
or



or



or



Name _____ Date _____

Roll and Read III


Fry Sight Word Phrases

Directions: Roll the dice, read and check off the phrase in the column.



- ☐ Our best things
- ☐ Just the same
- ☐ My last name
- ☐ That's very good
- ☐ Think before you act
- ☐ Mother says to now
- ☐ Where are you?
- ☐ I need help.
- ☐ I work too much.
- ☐ Any old time
- ☐ Through the line
- ☐ Right now
- ☐ Mother means it.

- ☐ Same time tomorrow
- ☐ Tell the truth
- ☐ A little boy
- ☐ The following day
- ☐ We came home
- ☐ We want to go
- ☐ Show us around
- ☐ Form two lines
- ☐ A small house also
- ☐ Another old picture
- ☐ Write one sentence
- ☐ Set it up
- ☐ Put it there.


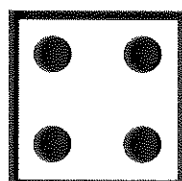
- ☐ Where does it end?
- ☐ I don't feel well.
- ☐ My home is large.
- ☐ It turned out well.
- ☐ Read the sentence.
- ☐ This must be it.
- ☐ Hand it over.
- ☐ Such a big house.
- ☐ The men asked for help.
- ☐ A different land
- ☐ They went here.
- ☐ Get to the point.
- ☐ Because we should.



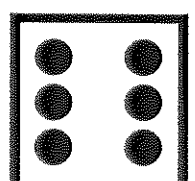
or



or



or



Name _____ Date _____

Roll and Read IV

Fry Sight Word Phrases

Directions: Roll the dice, read and check off the phrase in the column.

☐ Even the animals

☐ Try your best.

☐ Move over.

☐ We found it here.

☐ Study and learn

☐ Kind of nice

☐ Spell your name.

☐ The good American

☐ Change your clothes

☐ Play it again.

☐ Back off.

☐ Give it away.

☐ Answer the phone.

☐ Turn the page.

☐ The air is warm

☐ Read my letters.

☐ It's still here.

☐ Where in the world.

☐ I study in school.

☐ I'm an American.

☐ Such a mess

☐ Point it out

☐ Right now

☐ It's a small world.

☐ Big and small

☐ Home sweet home

☐ Around the clock

☐ Show and tell

☐ You must be right

☐ Tell the truth

☐ Good and plenty

☐ Help me out

☐ It turned out well.

☐ It's your place.


☐ Good things

☐ I think so.


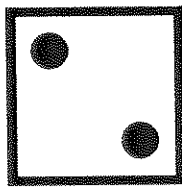
☐ Read the book.

☐ Near the car

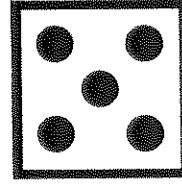
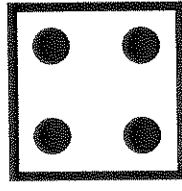
☐ Between the lines



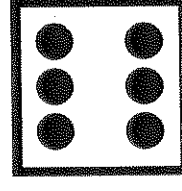
or



or




or



Name _____ Date _____

Rainy Day Letters



Directions: Cut out the letters at the bottom of the page.
Use the letter tiles to make new words. Write your new words according to the
number of letters in each word.

2 Letters

3 Letters

4 Letters

5 Letters

r a i n c o a t s

Name _____ Date _____

Growing Adjectives

Directions: Read the words on the peas.
Color the adjectives green and all other words yellow.



tall



apple



pebble



blue



hard



sweet



spring



soft



paper



jar



brown



sour



run



kind



sun



salty



slimy



shiny



silly

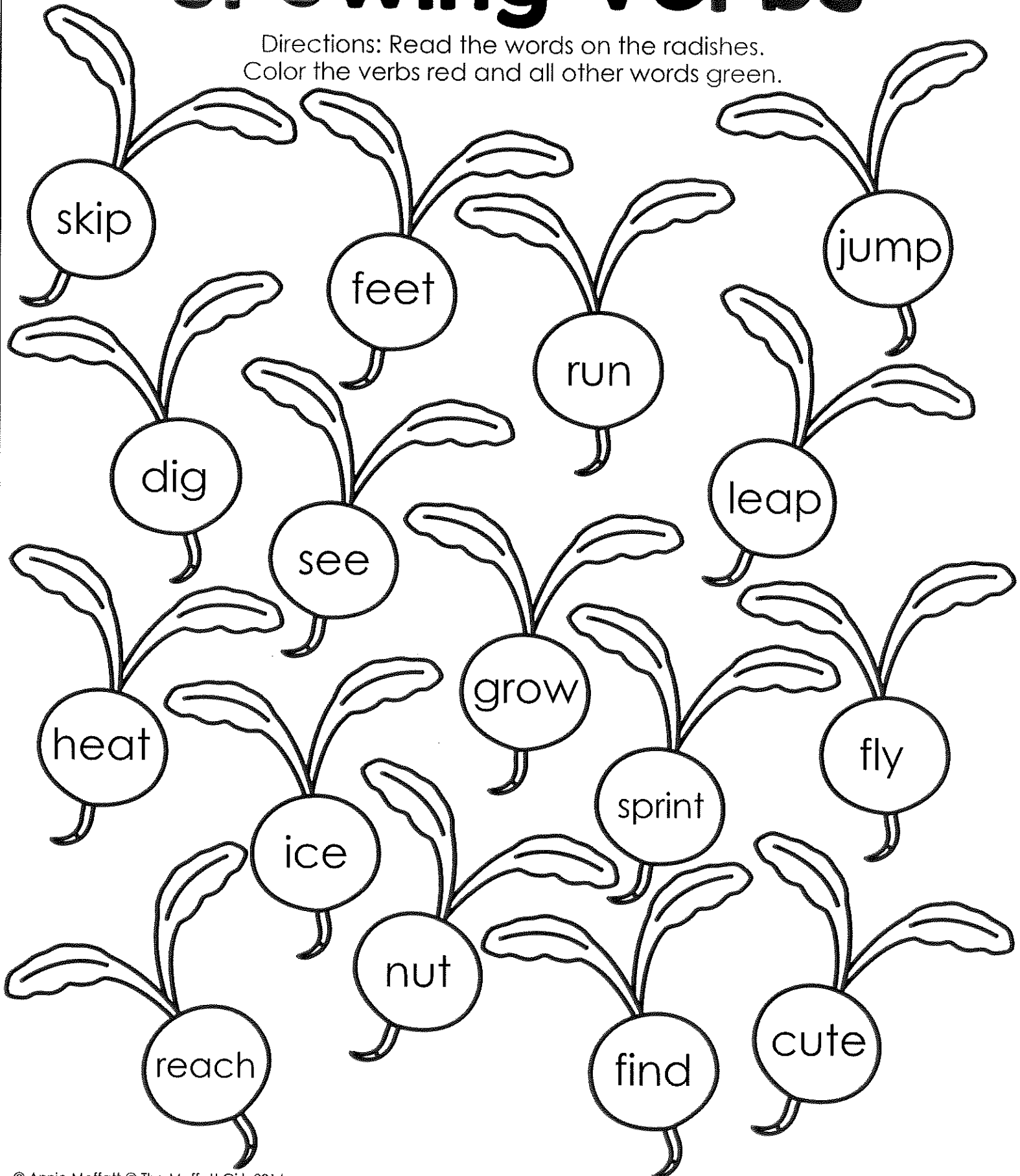


kids

Name _____ Date _____

Growing Verbs



















Directions: Read the words on the radishes.
Color the verbs red and all other words green.



Name _____ Date _____

Growing Nouns


Directions: Read the words on the strawberries.
Color the nouns red and all other words orange.



Name _____ Date _____

Growing Pronouns



















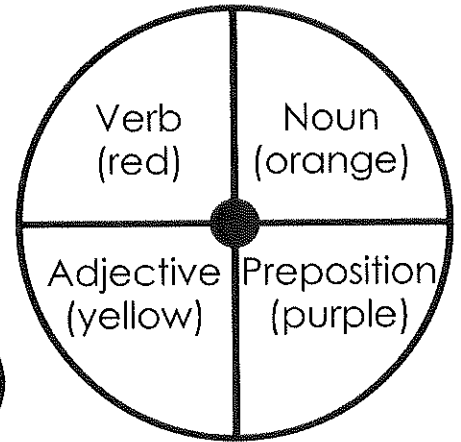
Directions: Read the words on the watering can.
Color the pronouns yellow and all other words purple.



Name _____ Date _____

Spring Spinner

Directions: Spin the spinner. Color a matching flower.




Name _____ Date _____

Planting Directions

Directions: Color the flowers at the bottom of the page.
Paste them in any order. Use the word bank to help you describe where the flowers are in the row.

Word Bank:


right next to
left between



--	--	--	--	--

1. The yellow flower is _____
2. The red flower is _____
3. The orange flower is _____
4. The blue flower is _____
5. The purple flower is _____









© Annie Moffatt @ The Moffatt Girls 2014



Name _____ Date _____

All About Bugs!

Directions: Read the clues at the bottom of the page.
Cut and paste to match the picture.



© Annie Moffatt © The Moffatt Girls 2014

I pollinate flowers.
Be careful, I can sting.
Who am I?

I wiggle and crawl.
I live under the earth.
Who am I?

I have wings.
I once was a caterpillar.
Who am I?

I have spots.
I am red and black.
Who am I?










I have eight legs.
I catch my food in a web.
Who am I?

I move slow.
I carry a shell.
Who am I?

Name _____ Date _____

Prepositions!

Directions: Cut and paste the sentences to match each picture. Circle the prepositions.



© Annie Moffatt @ The Moffatt Girls 2014

I found the bug
under the mud.

The bug is on
the log.


Tim is by the
worm.

I can look through
the magnifying
glass.

She is standing
near the gate.



The ladybug is in
the jar.

Name _____ Date _____



Spring Texting Codes

Directions: Use the cell phone to find the texting codes for the spring words in each box. Decide if the word is a noun or an adjective and circle it. The first one has been done for you.



<p>Word: bugs Texting Code: _____</p> <p>noun adjective</p>	<p>Word: pretty Texting Code: _____</p> <p>noun adjective</p>	<p>Word: garden Texting Code: _____</p> <p>noun adjective</p>
<p>Word: rainy Texting Code: _____</p> <p>noun adjective</p>	<p>Word: flower Texting Code: _____</p> <p>noun adjective</p>	<p>Word: cloudy Texting Code: _____</p> <p>noun adjective</p>
<p>Word: yellow Texting Code: _____</p> <p>noun adjective</p>	<p>Word: bee Texting Code: _____</p> <p>noun adjective</p>	<p>Word: rainbow Texting Code: _____</p> <p>noun adjective</p>

Name _____ Date _____

Spring Story Sequencing!

Directions: Put the stories in order from beginning to end.
Use the numbers 1-4 to sequence the stories.

- _____ He caught the bug.
- _____ John saw a bug.
- _____ John let the bug go.
- _____ John put the bug in the jar.



- _____ He began to dig in the dirt.
- _____ Sam dug up a worm.
- _____ Sam wanted to find bugs.
- _____ He watched the worm wiggle back into the dirt.




Directions: Write four out of order sentences. Ask a classmate to use the numbers 1-4 to sequence the story.



Name _____ Date _____

Spring into Nouns, Verbs and Adjectives!

Directions: Cut, paste and sort into the correct columns.



© Annie Moffatt @ The Moffatt Girls 2014

flower

run

rainy

fly

cloud

pretty

grow

duck

wet

jump

kite

sunny

skip


windy

butterfly

Name _____ Date _____

Color by Noun

Directions: Color the sunflower using the color code.



Color Code:


person=orange
place=green
thing=yellow

Name _____ Date _____

Color by Nouns

A proper noun names specific people, places, things or ideas.

A common noun names general things.



Color Code:

common noun=purple

proper noun=blue

Name _____ Date _____

Rainy Day Verb Tenses

Directions: Read the words at the bottom of the page.
Cut and paste them under the correct cloud.

Present

Future

Past

© Annie Moffatt @ The Moffatt Girls 2014

plays

looks

laughs

will push

will look

pushes

will play

looked

laughed

skipped

will laugh

skips

played

will skip

pushed

Name _____ Date _____

Rainy Day Verb Tenses

Directions: Read the phrases at the bottom of the page.
Cut and paste them onto the correct jar.

Singular

Plural









© Annie Moffatt @ The Moffatt Girls 2014

we hop	this cat	they play	that book	you sit
their toys	she hops	her toy	he jumps	these cats
these books	we sit	I play	they hop	we jump

Name _____ Date _____

Hopping Homophones!

Directions: Cut and paste the each pair of homophones onto a book.
Draw a picture for the words.



tow

sea

son

won

toe

write

hare

right

one

hair

four

sun

ate

see


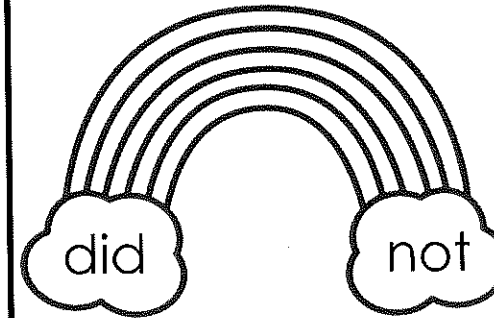
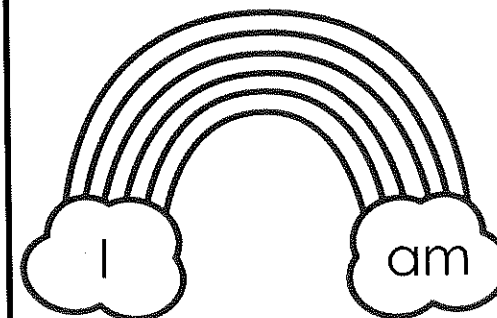
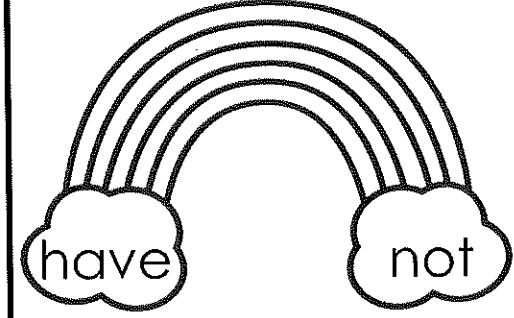
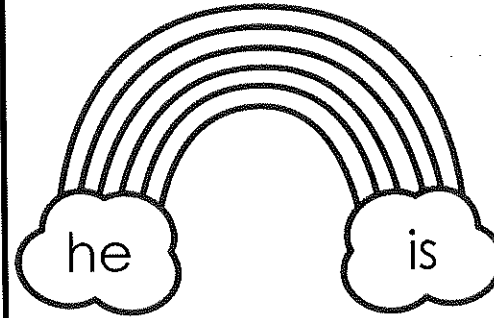
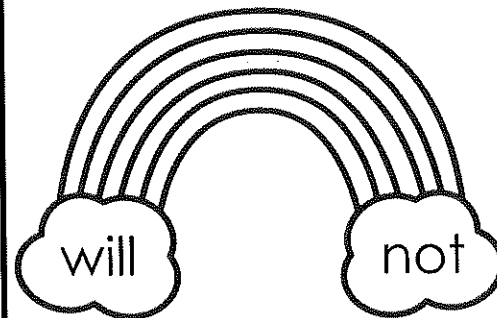
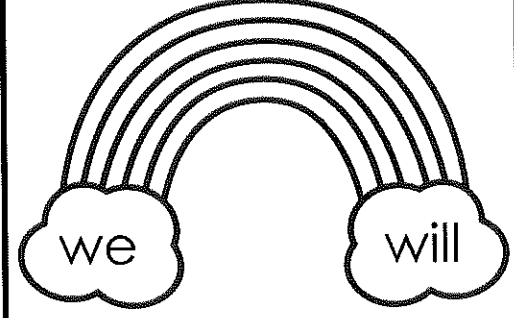
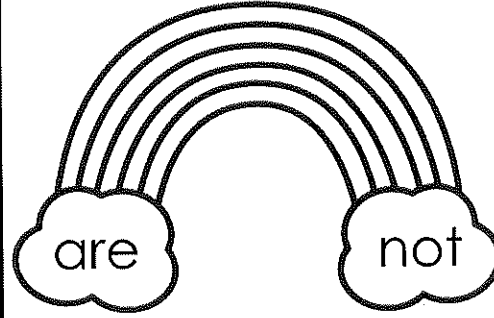
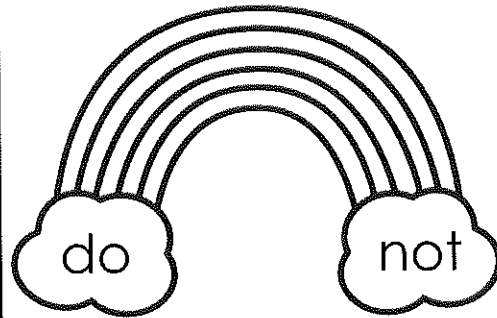
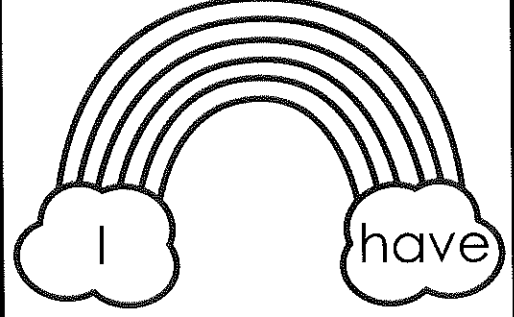
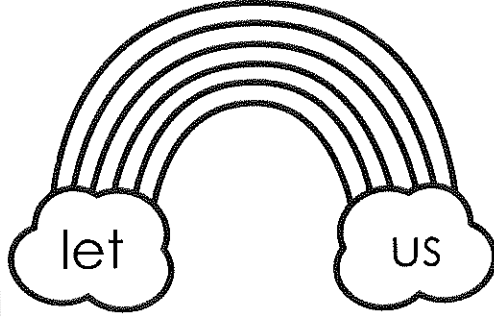
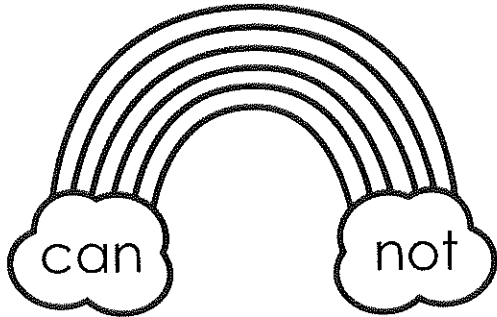
eight

for

Name _____ Date _____


Rainbow Contractions!

Directions: Read the two words on each rainbow. Write the contraction on the line.




Name _____ Date _____

Spring Into Rhymes!



Directions: Write four words that rhyme with the word in the boxes.



car

1. _____
2. _____
3. _____
4. _____

frog

1. _____
2. _____
3. _____
4. _____

bump

1. _____
2. _____
3. _____
4. _____

wink

1. _____
2. _____
3. _____
4. _____

race

1. _____
2. _____
3. _____
4. _____

ten

1. _____
2. _____
3. _____
4. _____

book

1. _____
2. _____
3. _____
4. _____

ball


1. _____
2. _____
3. _____
4. _____

tug

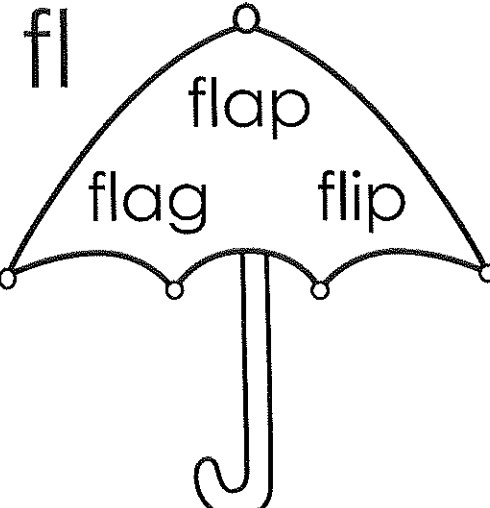
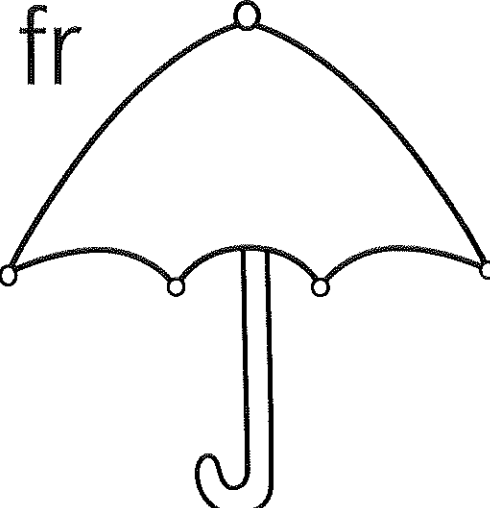
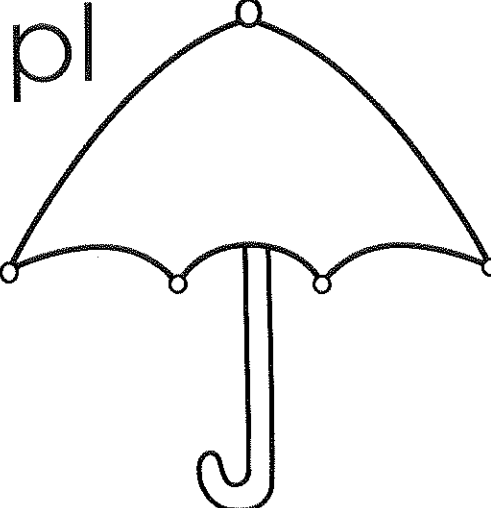
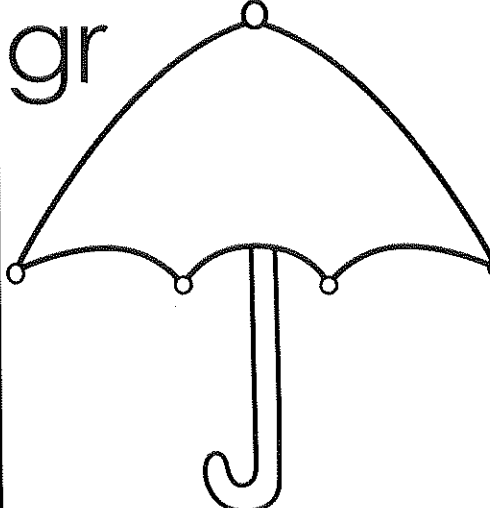
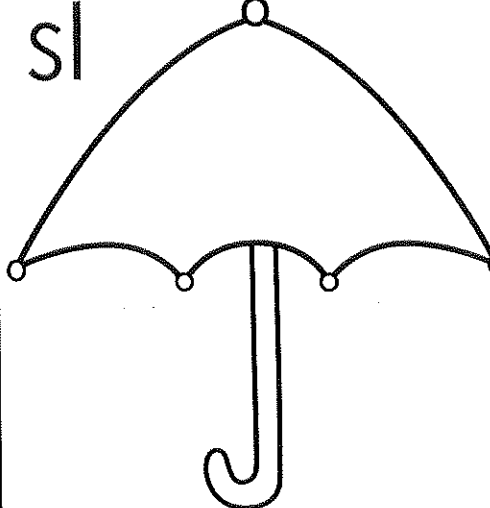
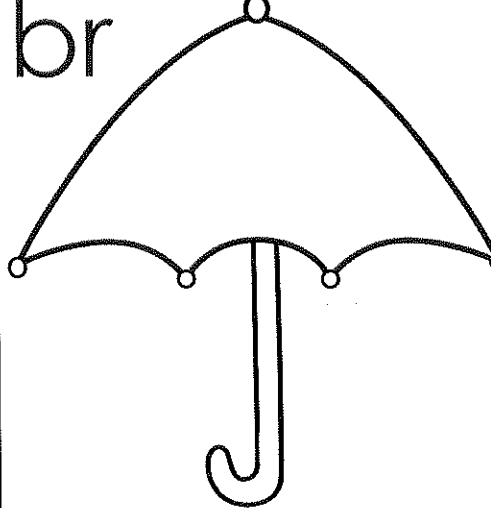
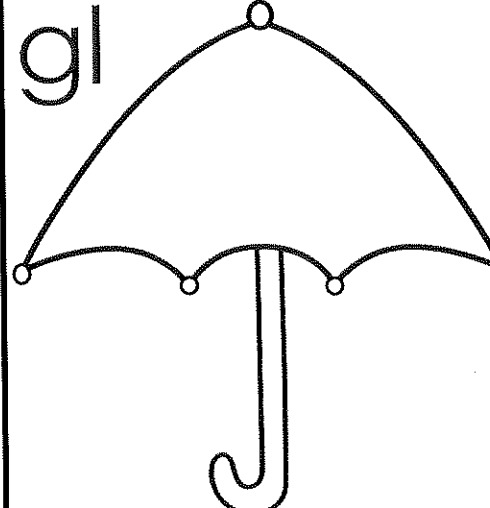
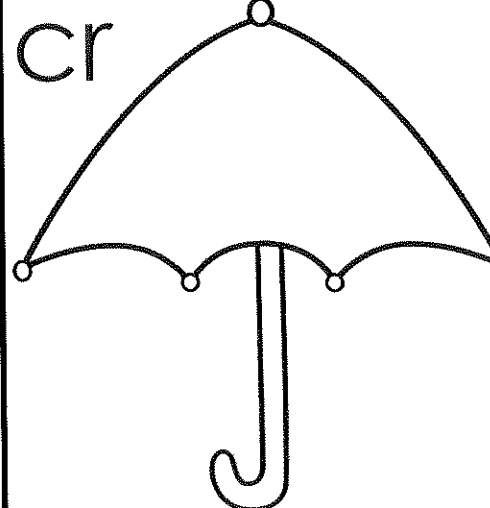
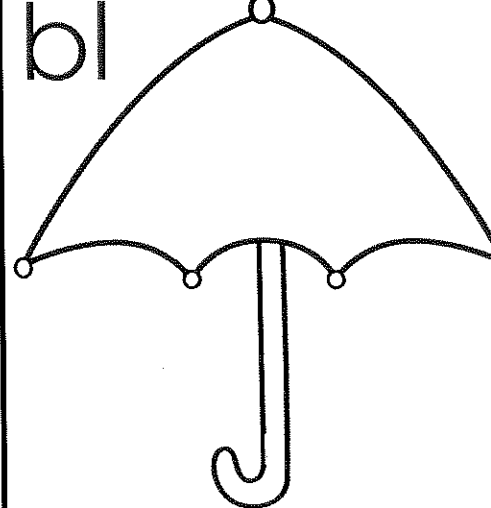
1. _____
2. _____
3. _____
4. _____

Name _____ Date _____

Rainy Day Blends!





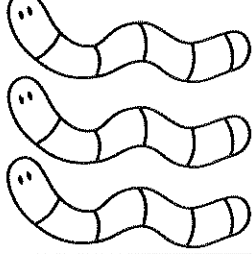




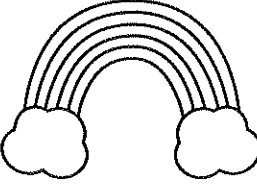

Directions: Look at the blend in each box. Write 3 words on the umbrella that begin with that blend. The first one has been done for you.

<p>fl</p> <p>flap</p> <p>flag</p> <p>flip</p> 	<p>fr</p> 	<p>pl</p> 
<p>gr</p> 	<p>sl</p> 	<p>br</p> 
<p>gl</p> 	<p>cr</p> 	<p>bl</p> 

Name _____ Date _____

Plural and Singular Nouns

Directions: Circle the correct noun for each picture. Write the word on the line.

 <p>bug bugs</p>	 <p>jar jars</p>	 <p>worm worms</p>
_____	_____	_____
 <p>boy boys</p>	 <p>girl girls</p>	 <p>spider spiders</p>
_____	_____	_____
 <p>cloud clouds</p>	 <p>rainbow rainbows</p>	 <p>umbrella umbrellas</p>
_____	_____	_____

Directions: Write two sentences using either a singular or plural noun.

1. _____


2. _____

Name _____ Date _____

Spring Sentences!

Directions: Choose a word and/or phrase from each column.
Write 5 complete sentences using each word and phrase only once.

Who	Did What	Where
The turtle My friend The teacher I My dad	skipped jumped ate ran laughed	in the rain. under an umbrella. by a butterfly. on a log. near a frog.




1.

2.


3.

4.

Name _____ Date _____



Life Cycle of a Butterfly



Directions: Cut and paste the life cycle of a butterfly into the correct order. Write the steps.

First,

egg

Next,

caterpillar

Then,

chrysalis

Last,

butterfly

Write a few sentences about the life cycle of a butterfly.

First, _____


Next, _____

Then, _____

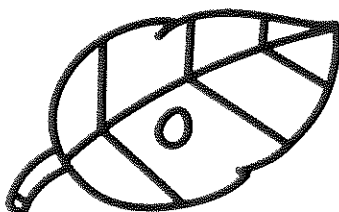
Last, _____

© Annie Moffatt © The Moffatt Girls 2014

butterfly



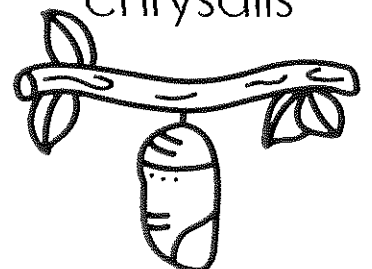
egg



caterpillar



chrysalis







Name _____ Date _____



Life Cycle of a Ladybug



Directions: Cut and paste the life cycle of a ladybug into the correct order. Write the steps.

First,		Next,	
Then,		Last,	

Write a few sentences about the life cycle of a ladybug.


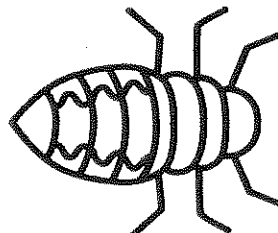


First, _____

Next, _____

Then, _____

Last, _____

© Annie Moffatt © The Moffatt Girls 2014

pupa 	larva 	egg 	ladybug 
--	--	---	--

Name _____ Date _____

Spring...



Directions: Fill in the facts about spring. Use your facts to write about spring.







Name _____ Date _____

Spring Sentences I

Directions: Write a fantastic sentence or two about each picture. Color the picture.









Name _____ Date _____

Spring Sentences II

Directions: Write a fantastic sentence or two about each picture. Color the picture.







Name _____ Date _____

Building Spring Sentences I!

Directions: Make two sentences using some of the words provided.



1. _____

2. _____

Name _____ Date _____

Building Spring Sentences II!

Directions: Make two sentences using some of the words provided.




1. _____

2. _____

Name _____ Date _____

All About Spring

Directions: Use some of the words in the word bank to help you write about Spring.



Word Bank


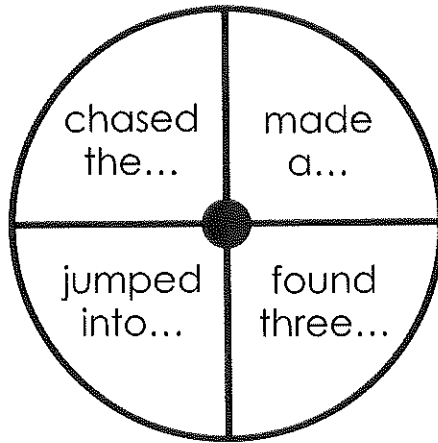
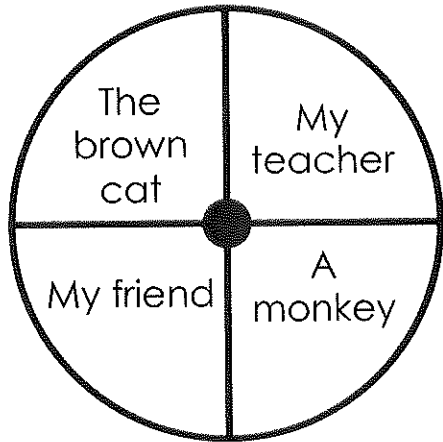
Spring	sunshine	chick
birds	grow	sunshine
flowers	butterfly	showers
garden	grass	umbrella
rain	bunny	windy

Name _____ Date _____

Spin and Write I

Directions: Spin both spinners and write a sentence using the subject and predicate. Be creative and write a complete sentence.

Use a paperclip and pencil to spin the spinner.



1. _____

2. _____

3. _____

4. _____


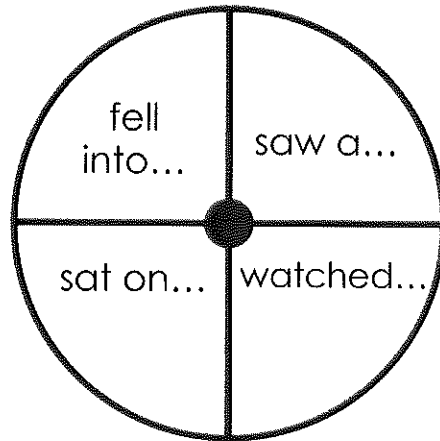
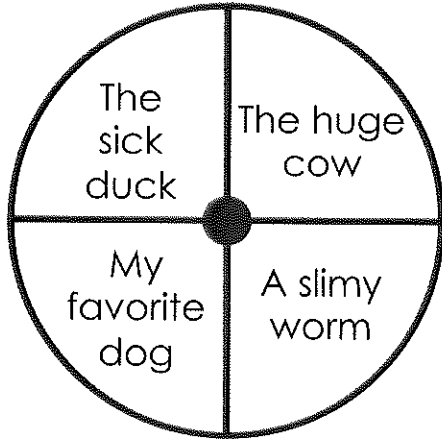
5. _____

Name _____ Date _____

Spin and Write II

Directions: Spin both spinners and write a sentence using the subject and predicate. Be creative and write a complete sentence.

Use a paperclip and pencil to spin the spinner.



1. _____

2. _____

3. _____




4. _____

5. _____

Name _____ Date _____

Spring Kids Reading Clues

Directions: Read the clues at the bottom of the page.
Cut and paste them under the correct spring kids.



--	--	--	--	--

© Annie Moffatt @ The Moffatt Girls 2014

I am ready
for the rain.
My hat will
keep my
head dry
and
my raincoat
will also
help.
I am not a
boy.

I like the
rain. I am
ready for
the rain. I
will not get
wet, but I
do not
have a
hat.

I do not like
the rain. I
will not go
outside. I
do not
have an
umbrella or
a raincoat.
I am not a
girl.


I love
spring. I am
ready for
the rain.
My hat is
very
special,
unlike any
other. I am
not a boy.

Let it rain.
I like the rain.
I like to play
in the rain. I
have a hat
and a
raincoat.
I think I will
jump in the
puddles.

Name _____ Date _____

Spin and Color a Fraction

Directions: Use a paperclip and pencil to spin spinner. Color a fraction to match your spin. If playing with 2 players, the first person to get 5 in a row, wins!




		FREE Space			


Name _____ Date _____

Jump into Math


Directions: Look at the number on each frog.
Find and circle 2 numbers that equal that number.




5	5	7	1	0
2	4	3	4	6
8	5	9	1	3



8	4	7	1	10
6	6	5	8	2
0	5	9	3	5



9	5	1	8	10
2	3	11	5	4
7	7	5	6	8




11	5	0	16	9
3	5	10	6	7
8	8	5	0	1

Name _____ Date _____

Multiples of Five

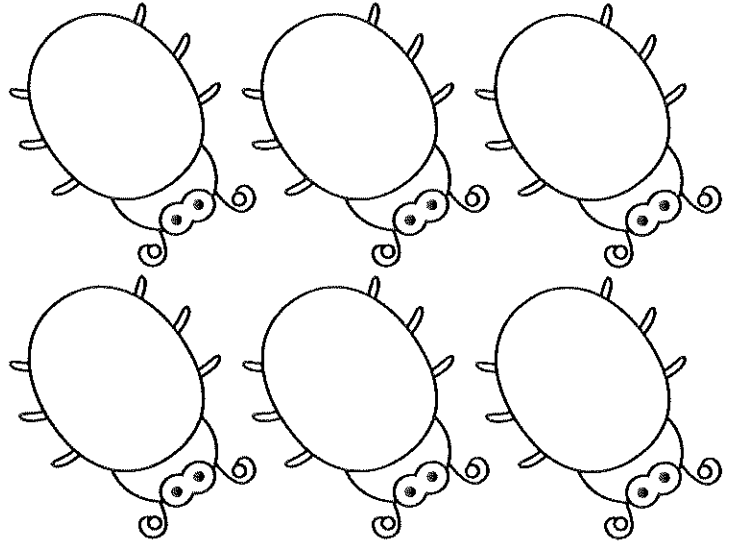
Direction: Read the question in each box.
Add your drawings to complete the picture. Answer the questions.

1. Jake had 3 jars. He collected 5 bugs in each jar. How many bugs does he have in all?




_____ bugs in all

2. Ann collected 6 bugs. Each bug has 5 red spots. How many spots do the bugs have in all?



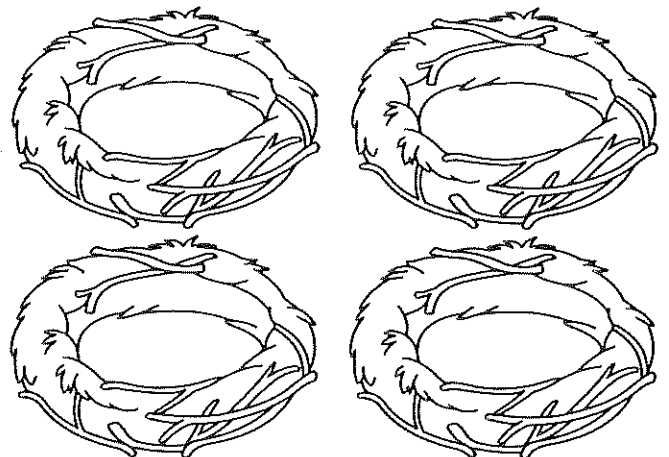
_____ spots in all

3. Tim had 5 flower pots. He planted 5 flowers in each pot. How many flowers does he have in all?



_____ flowers in all

4. Jane saw 4 nests. She counted 5 eggs in each nest. How many eggs did Jane see in all?



_____ eggs in all

Name _____ Date _____

Spring into Number Words

Direction: Read each number word. Write the number that goes in the hundreds, tens and ones place. The first one has been done for you.

1. two hundred twenty-three
2. five hundred thirty-one
3. eight hundred forty-five
4. three hundred fifty-six
5. four hundred seventy-two
6. seven hundred eighty-four

hundreds	tens	ones
2	2	3

Direction: Roll 3 dice and put the in order from largest to smallest.
Write the numbers in the hundreds, tens and ones.

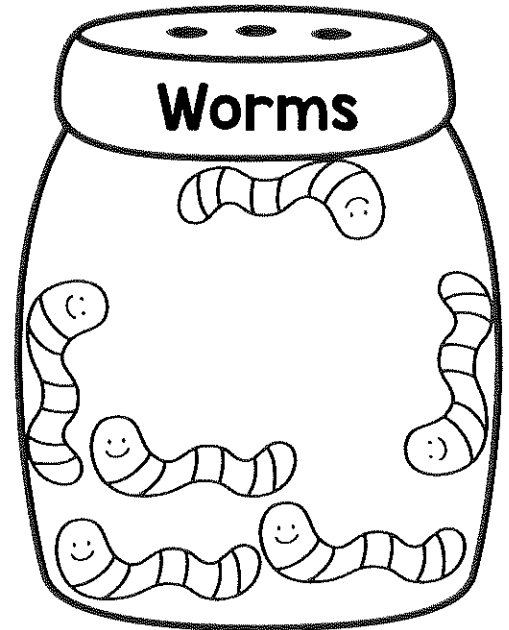


	hundreds	tens	ones
1.	<input type="text"/>	<input type="text"/>	<input type="text"/>
2.	<input type="text"/>	<input type="text"/>	<input type="text"/>
3.	<input type="text"/>	<input type="text"/>	<input type="text"/>

	hundreds	tens	ones
4.	<input type="text"/>	<input type="text"/>	<input type="text"/>
5.	<input type="text"/>	<input type="text"/>	<input type="text"/>
6.	<input type="text"/>	<input type="text"/>	<input type="text"/>

Name _____ Date _____

Collecting Bug Data!

Direction: The students were doing a science project about bugs. They collected three types of bugs. Answer the questions.




1. How many different types of bugs did the students catch? _____
2. How many spiders did the students catch? _____
3. How many ladybugs did the students catch? _____
4. How many worms did the students catch? _____
5. How many bugs did the students catch all together? _____
6. Which jar has the most bugs? _____
7. Which jar has the fewest bugs? _____
8. Which bug would you have caught? _____

Name _____ Date _____


Buggy for Math

Direction: Apply the rule at the top of each jar to the numbers on the left.
Write the answers on the right. The first one has been done for you.




-5

12	7
7	
19	
10	
16	




+7

7	
12	
5	
10	
9	




-4

15	
10	
5	
9	
14	



+9

9	
5	
10	
3	
8	




-3

18	
9	
17	
20	
15	

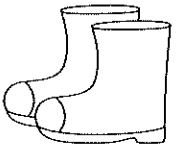
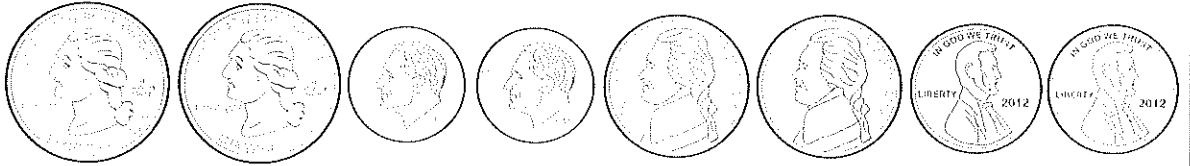
Name _____ Date _____

Spring Shopping

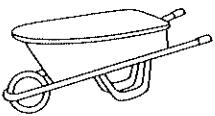
Directions: Look at the price on each item. Color the coins needed to buy the item.
There may be more than one combination.



35¢



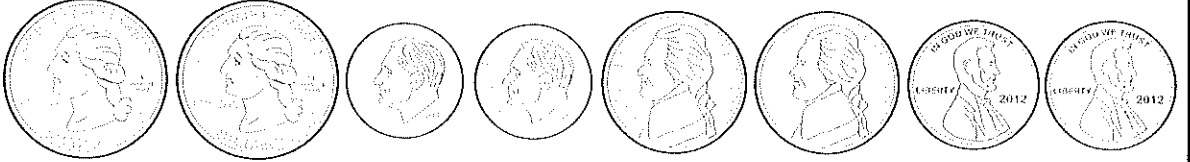
27¢




41¢




16¢



16¢



45¢



12¢




30¢

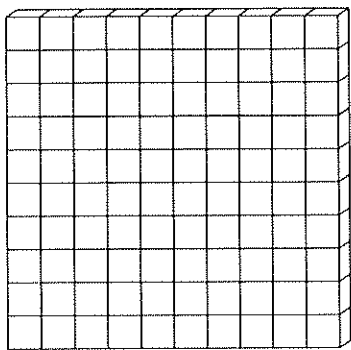


Name _____ Date _____

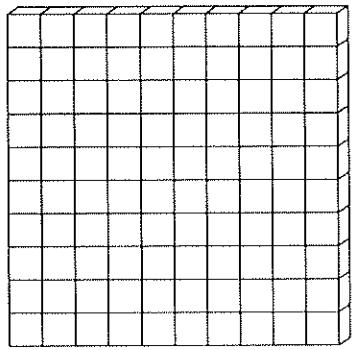
Blooming Base Tens Count and Color



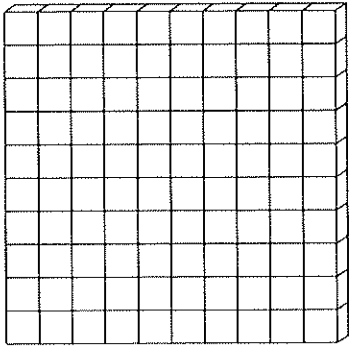
Direction: Read the numbers in each box. Count and color the base ten blocks to match. Answer the questions for each number.



42



65

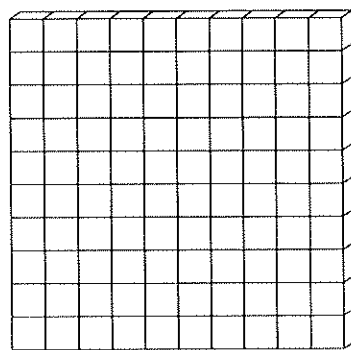


37

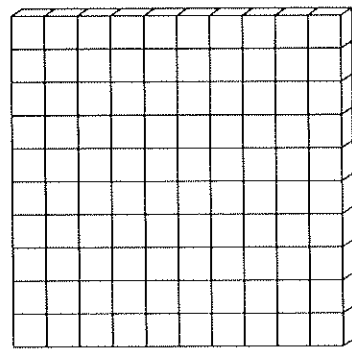
___ tens ___ ones
altogether___

___ tens ___ ones
altogether___

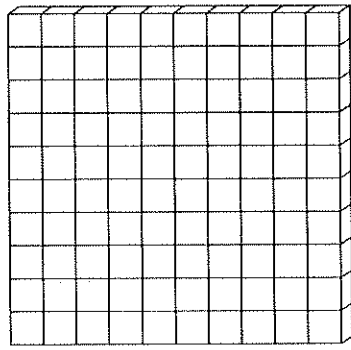
___ tens ___ ones
altogether___



26



74




59


___ tens ___ ones
altogether___

___ tens ___ ones
altogether___

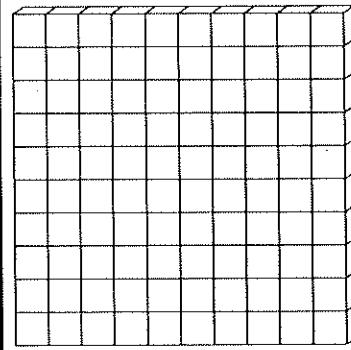
___ tens ___ ones
altogether___



81



99



13


___ tens ___ ones
altogether___

___ tens ___ ones
altogether___

___ tens ___ ones
altogether___

Name _____ Date _____

Color Word Puzzles



Directions: Unscramble the color words. Then find and circle the color words in the word search.

1. regen = _____

6. regen = _____

2. reonag = _____

7. upprel = _____

3. erd = _____


8. nwobr = _____

4. ulbe = _____

9. hwtie = _____


5. clkba = _____

10. ipnk = _____



Name _____ Date _____

Number Riddles



Direction: Read the clues to help you solve the riddle.
Write the answer on the line.

I am thinking of a number.
It is greater than 13.
It is less than 15.
What number is it? _____

I am thinking of a number.
It is less than 10.
It is even.
It is more than 6.
What number is it? _____

I am thinking of a number.
It is more than 30.
It is less than 40.
It has a 5 in the ones place.
What number is it? _____

I am thinking of a number.
It is less than 50.
It is greater than 40.
It has a 2 in the ones place.
What number is it? _____

I am thinking of a number.
It is less than 20.
It has a 3 in the ones place.
It is greater than 10.
What number is it? _____

I am thinking of a number.
It is less than 90.
It is greater than 80.
It has a 7 in the ones place.
What number is it? _____

I am thinking of a number.
It is greater than 60.
It is less than 70.
It has a 2 in the ones place.
What number is it? _____


I am thinking of a number.
It has a 4 in the tens place.
It has a 6 in the ones place.
What number is it? _____

I am thinking of a number.
It has an 8 in the ones place.
It has a 9 in the tens place.
What number is it? _____





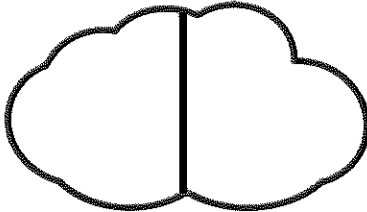
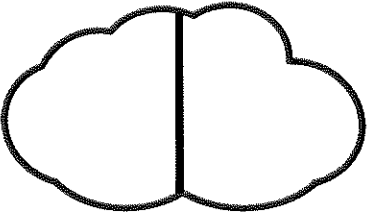

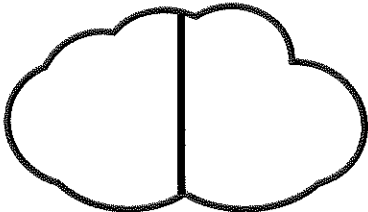





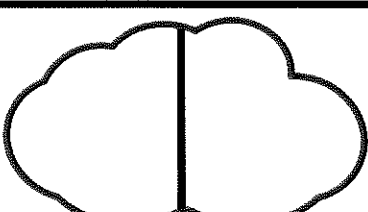

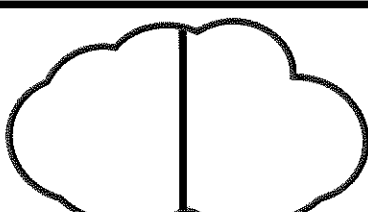
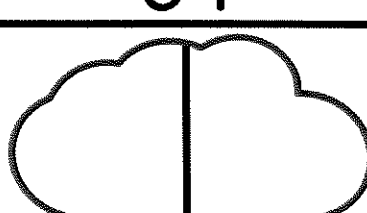
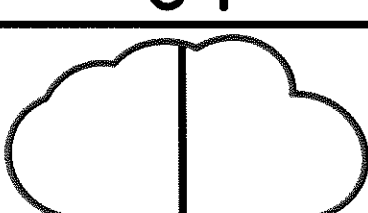
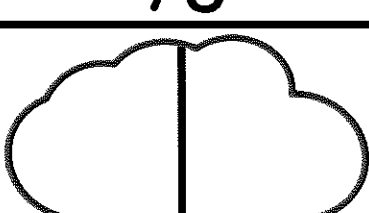
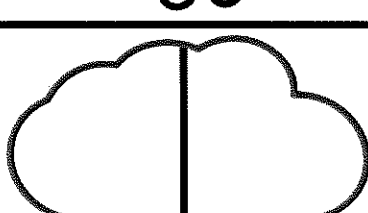
I am thinking of a number.
It has a 3 in the ones place.
It has a 5 in the tens place.
What number is it? _____

Name _____ Date _____

10 Less and 10 More



Direction: Look at the number at the top of each cloud. Write 10 less on the left and 10 more on the right. The first one has been done for you.

65	72	56	33
			
90	12	43	50
			
87	39	61	92
			
77	48	26	52
			
69	89	75	30
			

Name _____ Date _____

Flower Power!

Direction: Solve the number sentences on each flower.

If the answer is even, color the flower orange. If the answer is odd, color the flower yellow.

1.

$14-8=$

2.

$6+2=$

3.

$12-4=$

4.

$8+8=$

5.

$16-6=$

6.

$8+2=$

7.

$18-6=$

8.

$9+9=$

9.

$7-2=$

10.

$12+2=$

11.

$18-8=$

12.

$7+9=$

13.

$19-5=$

14.

$5+9=$

15.

$16-8=$

16.

$11+9=$

17.

$15-4=$

18.

$4+14=$

19.

$19-12=$


20.

$13+6=$

Name _____ Date _____

Spring into Math!

Directions: Solve the math problems. Color the lily pads that equal the sum on the frog.



$9+1=$

$5+5=$

$7+4=$

$6+4=$

$3+7=$

$6+6=$



$8+3=$


$6+6=$

$9+3=$

$10+2=$

$7+5=$

$4+7=$



$7+7=$


$10+4=$

$8+6=$

$9+1=$

$3+8=$

$9+8=$



$6+9=$


$8+8=$

$10+8=$

$9+9=$

$5+11=$

$14+2=$



$9+9=$


$10+8=$

$13+5=$

$8+9=$

$6+13=$

$14+4=$



$10+10=$

$11+9=$


$15+5=$

$19+1=$


$6+12=$

$15+3=$

Name _____ Date _____



Number Circles



Direction: Look at number in the middle of each circle.
Find the 2 numbers that equal that number when added together and color them.

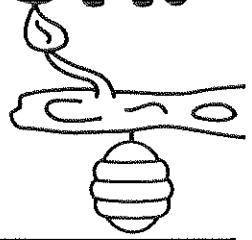

<div><div>96</div><div>12</div><div>62</div></div>	<div><div>78</div><div>15</div><div>83</div></div>	<div><div>65</div><div>11</div><div>49</div></div>	<div><div>97</div><div>18</div><div>89</div></div>
<div><div>610</div><div>14</div><div>42</div></div>	<div><div>96</div><div>19</div><div>710</div></div>	<div><div>73</div><div>9</div><div>96</div></div>	<div><div>86</div><div>13</div><div>57</div></div>
<div><div>68</div><div>16</div><div>89</div></div>	<div><div>96</div><div>20</div><div>1410</div></div>	<div><div>55</div><div>10</div><div>83</div></div>	<div><div>711</div><div>19</div><div>89</div></div>
<div><div>123</div><div>15</div><div>76</div></div>	<div><div>79</div><div>13</div><div>45</div></div>	<div><div>59</div><div>16</div><div>511</div></div>	<div><div>86</div><div>11</div><div>63</div></div>

Name _____ Date _____

Double Digit Addition!

No Regrouping

Direction: Solve the problems.
Remember to add the ones first!



1.
$$\begin{array}{r} 23 \\ + 50 \\ \hline \end{array}$$

2.
$$\begin{array}{r} 73 \\ + 14 \\ \hline \end{array}$$

3.
$$\begin{array}{r} 40 \\ + 55 \\ \hline \end{array}$$

4.
$$\begin{array}{r} 24 \\ + 54 \\ \hline \end{array}$$

5.
$$\begin{array}{r} 62 \\ + 16 \\ \hline \end{array}$$

6.
$$\begin{array}{r} 18 \\ + 30 \\ \hline \end{array}$$

7.
$$\begin{array}{r} 28 \\ + 11 \\ \hline \end{array}$$

8.
$$\begin{array}{r} 25 \\ + 10 \\ \hline \end{array}$$

9.
$$\begin{array}{r} 45 \\ + 54 \\ \hline \end{array}$$

10.
$$\begin{array}{r} 10 \\ + 70 \\ \hline \end{array}$$

11.
$$\begin{array}{r} 30 \\ + 5 \\ \hline \end{array}$$

12.
$$\begin{array}{r} 43 \\ + 22 \\ \hline \end{array}$$

13.
$$\begin{array}{r} 36 \\ + 43 \\ \hline \end{array}$$

14.
$$\begin{array}{r} 13 \\ + 31 \\ \hline \end{array}$$


15.
$$\begin{array}{r} 25 \\ + 33 \\ \hline \end{array}$$




16.
$$\begin{array}{r} 73 \\ + 15 \\ \hline \end{array}$$


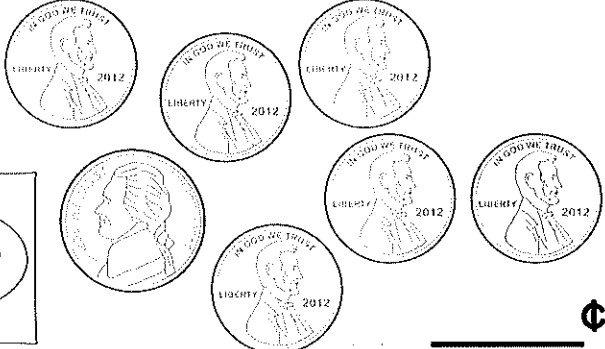






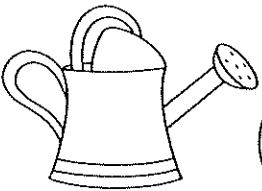





Name _____ Date _____

Garden of Coins

Direction: Look at how much each garden item costs.
Circle the coins needed to buy the item in each set.
Write the amounts.



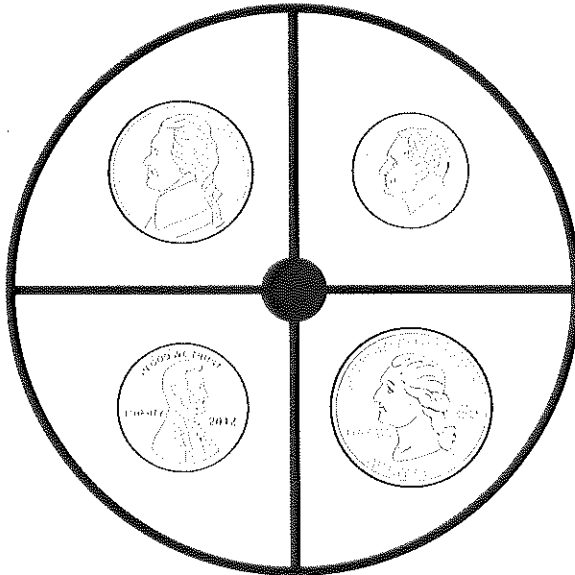
 10¢	 15¢	 20¢
---	---	---

  _____ ¢	  _____ ¢
  _____ ¢	  _____ ¢
   _____ ¢	   _____ ¢

Name _____ Date _____

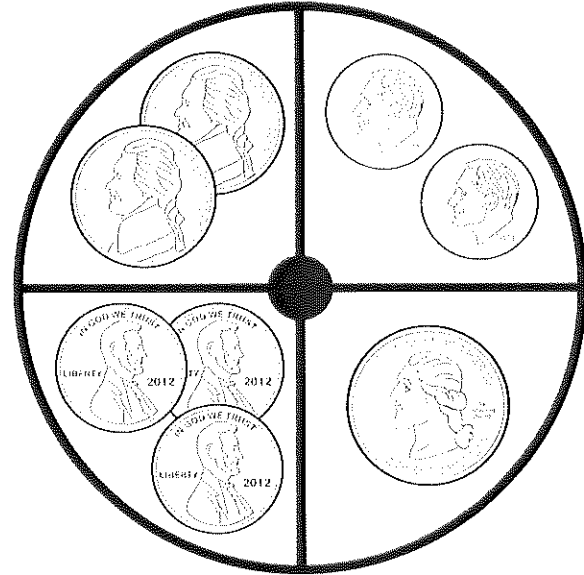
Spring Spinners

Directions: Spin each spinner. Write the amounts and add them up.



Spinner
#1

Spinner
#2



Spinner
#1


Spinner
#2

_____ ¢ + _____ ¢ = _____	_____ ¢ + _____ ¢ = _____
_____ ¢ + _____ ¢ = _____	_____ ¢ + _____ ¢ = _____
_____ ¢ + _____ ¢ = _____	_____ ¢ + _____ ¢ = _____
_____ ¢ + _____ ¢ = _____	_____ ¢ + _____ ¢ = _____
_____ ¢ + _____ ¢ = _____	_____ ¢ + _____ ¢ = _____
_____ ¢ + _____ ¢ = _____	_____ ¢ + _____ ¢ = _____

Name _____ Date _____

Spring Sports

Directions: Look at the numbers on each player.
The even number kids play soccer and the odd number kids play baseball.
Write the names of each player in the correct box.



Soccer Team

(Even Numbers)

1. _____
2. _____
3. _____
4. _____

Baseball Team

(Odd Numbers)

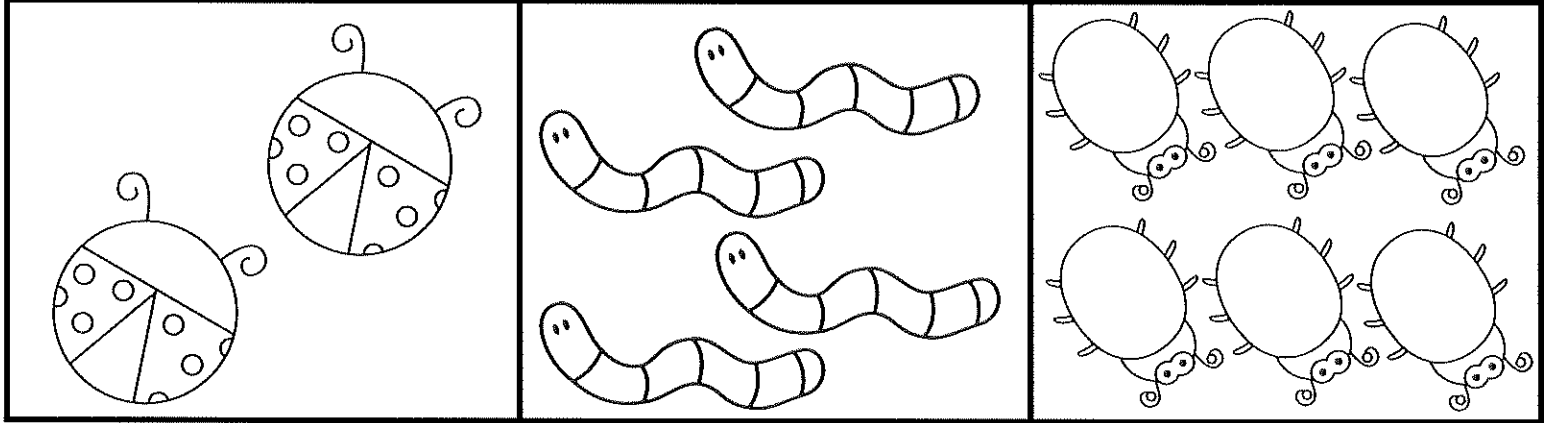
1. _____
2. _____
3. _____
4. _____

Name _____ Date _____

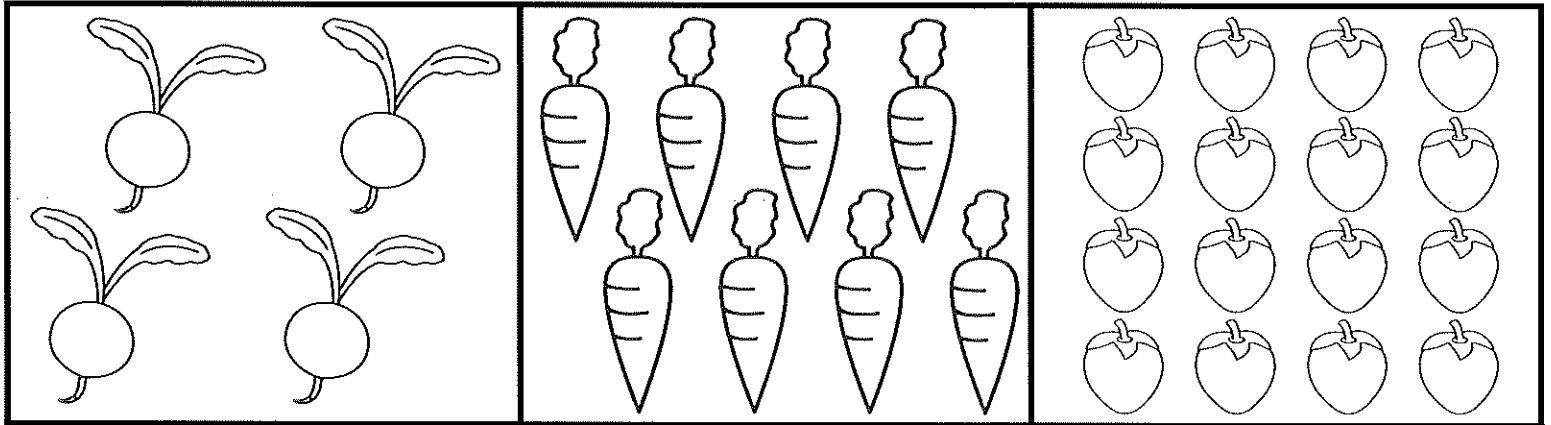
Spring into Fractions




Directions: Color $\frac{1}{2}$ of each group of bugs.



Directions: Color $\frac{1}{4}$ of each group of produce.




Directions: Color $\frac{1}{3}$ of each group of flowers.



Name _____ Date _____

Word Problems for Spring



Direction: Solve the word problems. Show your work.

19 butterflies were sitting on a branch. 7 butterflies flew away. How many are left?
Show your work:

answer _____

A flower pot can hold 6 flowers. How many flowers can 3 flower pots hold?
Show your work:

answer _____

There were 16 worms on the ground. A hungry bird ate some. There were 8 worms left. How many worms did the bird eat?
Show your work:

answer _____

A rose had 20 petals. The hungry caterpillar ate 6 petals. How many petals are left?
Show your work:

answer _____

9 frogs were sitting on a log. Some more frogs joined them. Then there were 16 frogs. How many frogs joined?
Show your work:

answer _____


There were 6 jars of tadpoles. Each jar had 3 tadpoles. How many tadpoles in all?
Show your work:

answer _____

Name _____ Date _____

Addition or Subtraction?


Direction: Read the words on each flower. If the word means to add, color the flower yellow. If the word means to subtract, color the flower orange.




Name _____ Date _____

Buggy for Facts

Directions: Solve the problems.
Cut and paste them in the correct columns.



True



False

© Annie Moffatt @ The Moffatt Girls 2014

$$2 + 7 = 6 + 3$$

$$2 + 5 = 8 + 0$$

$$9 + 1 = 7 + 2$$

$$5 + 2 = 3 + 4$$

$$4 + 5 = 5 + 3$$

$$4 + 4 = 3 + 4$$

$$6 + 4 = 5 + 5$$

$$10 + 5 = 8 + 6$$

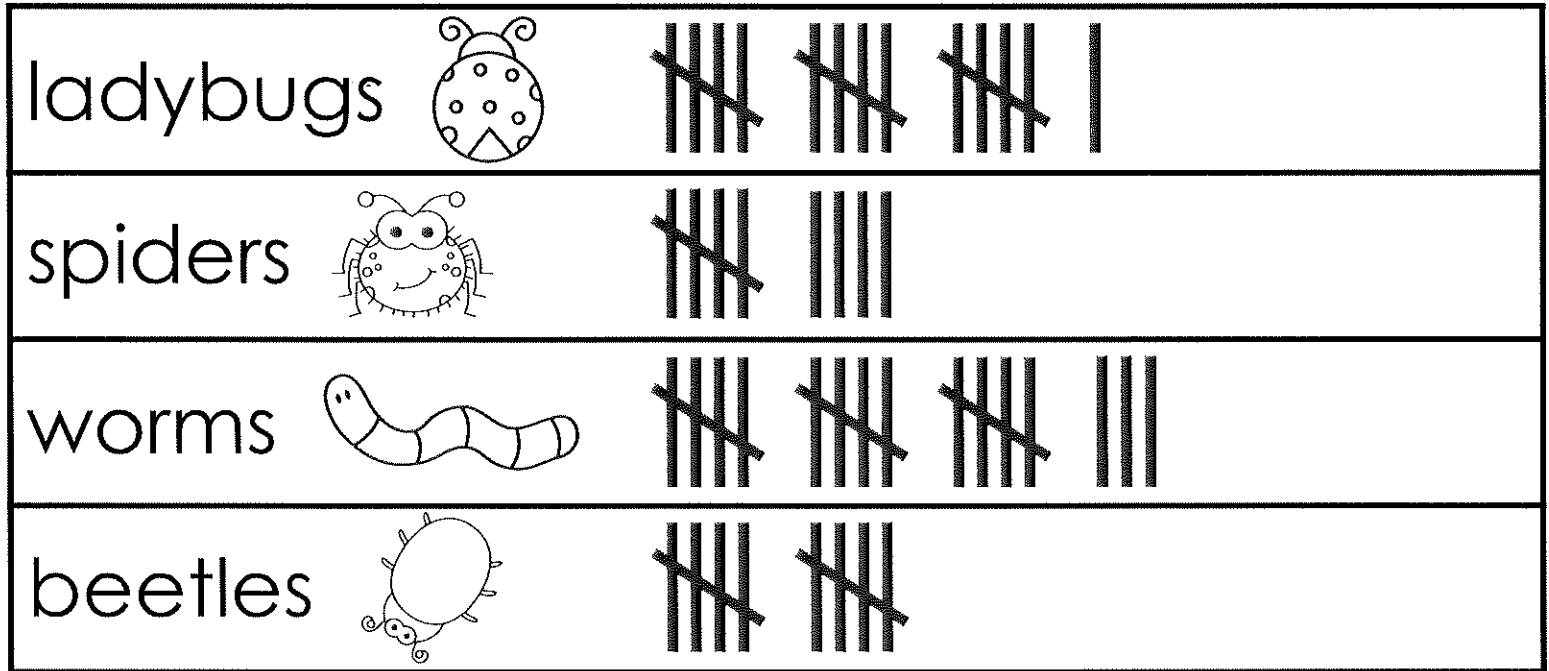
$$3 + 3 = 6 + 2$$

$$2 + 4 = 3 + 3$$

Name _____ Date _____

Data Collection

Direction: Mrs. Smith's class collected bugs to examine for a science project.
Look at the chart and count the tally marks.



Answer the questions.

1. Which bugs are listed on the chart?

2. Which bug was collected the most?

3. Which bug was collected the least?

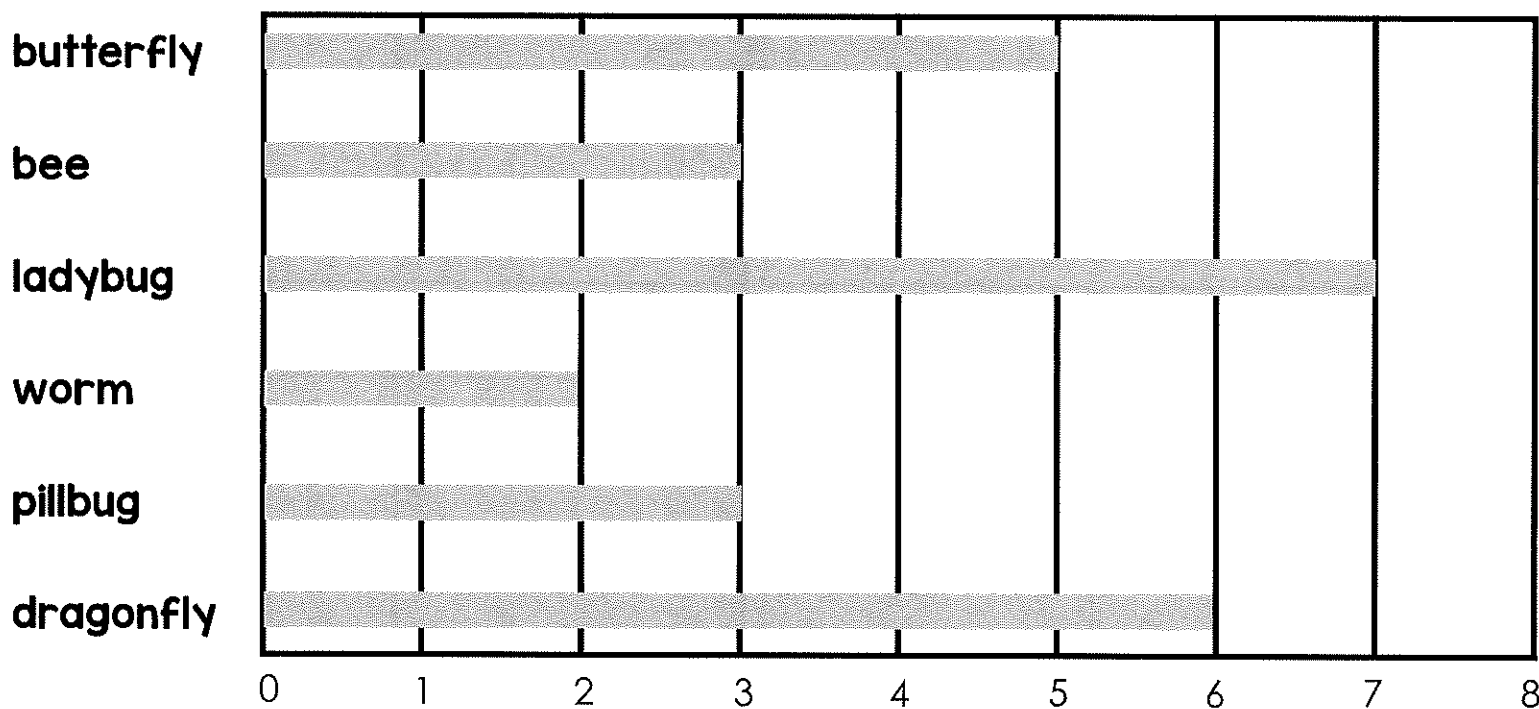
4. How many ladybugs and worms were collected altogether?

5. How many more worms were collected than spiders?

Name _____ Date _____

Bar Graphing Insects

Direction: Mr. John's class voted for their favorite insect.
Use the bar graph to help you answer the questions.



Answer the questions.

1. Which insect did the class like best?

2. Which insect was the least favorite?

3. How many children liked pillbugs and butterflies?

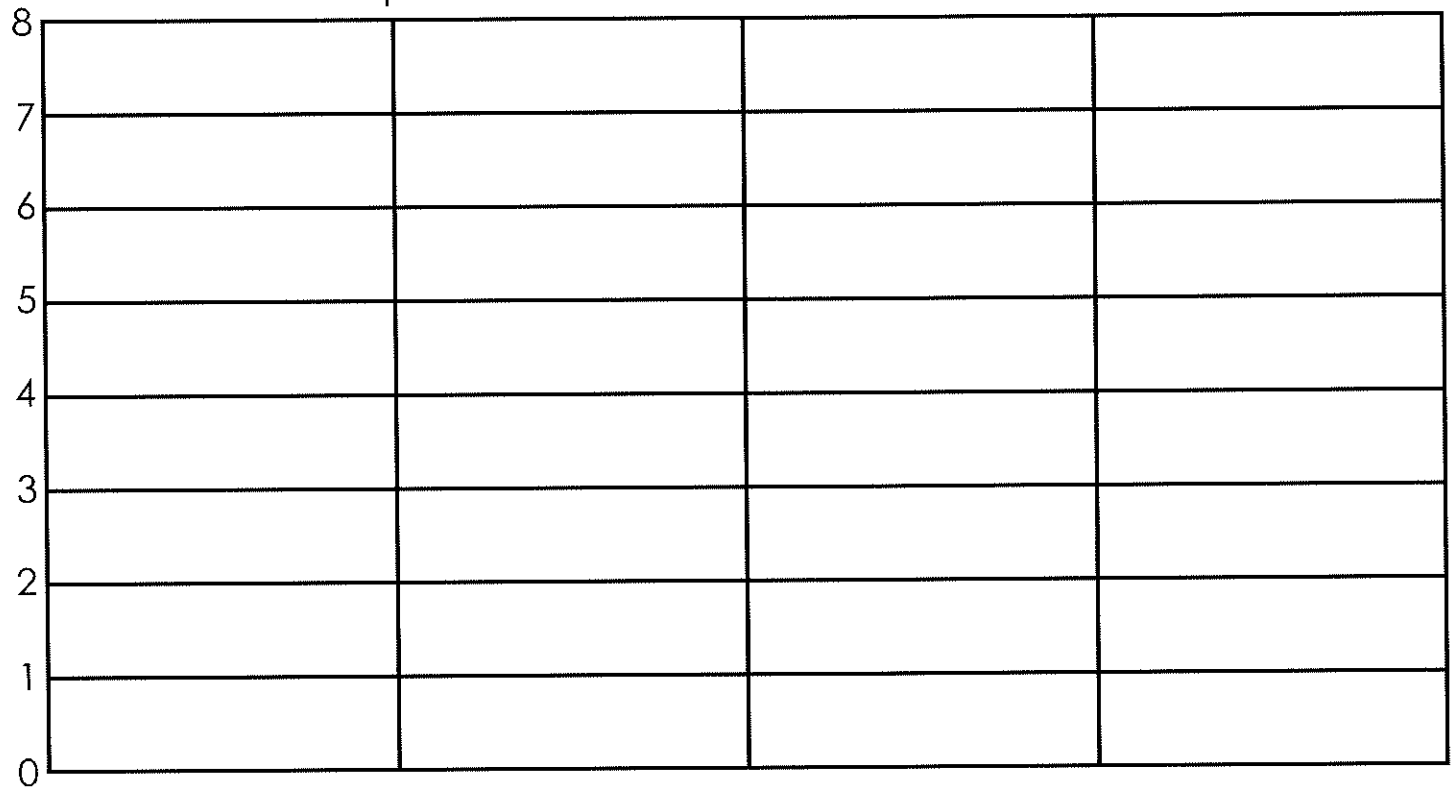
4. How many more children liked ladybugs than worms?

5. How many children are in Mr. John's class?

Name _____ Date _____

Graphing Friends

Direction: Write the name of four friends. Write how many letters are in their name.
Graph the number of letters for each name.



Name:

Friend 1

Friend 2

Friend 3

Friend 4

Number of
letters in the
name:

of letters

of letters

of letters

of letters

Answer the questions.


1. Which friend has the most letters in their name? _____

2. Which friend has the fewest letters in their name? _____


3. How many letters did friend 1 and 4 have in their names
altogether? _____

4. How many letters are in your first and last name, altogether?


Name _____ Date _____




Spring TIME!




Directions: Show or write the time for each clock.




show 1:30




____:____




show 4:30




____:____




show 5:30




____:____




show 7:30




____:____




show 8:30



____:____



show 9:30




____:____

Name _____ Date _____


Spring Cleaning

Directions: Look at each set of items and answer the questions.


Which does not belong? Draw an X on the item that does not belong. Tell how the other items are the same.




Which does not belong? Draw an X on the item that does not belong. Tell how the other items are the same.



Which does not belong? Draw an X on the item that does not belong. Tell how the other items are the same.



Which does not belong? Draw an X on the item that does not belong. Tell how the other items are the same.




Name _____ Date _____

Spring Directions


Directions: Draw each of the spring items in a different box.






Directions: Write directions to each shape. Always start at the dot.
The first one has been done for you.

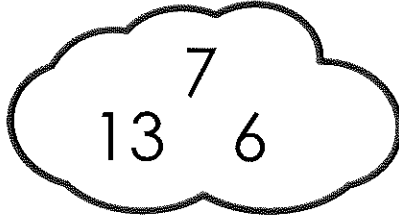

 Go forward 2 spaces. Go up 2 spaces. _____




Name _____ Date _____

Rainy Fact Families

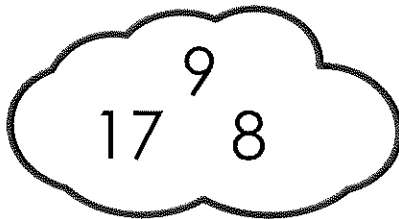


Directions: Write the equations for each fact family.




$$\begin{array}{rcl} \underline{\quad} & + & \underline{\quad} = \underline{\quad} \\ \underline{\quad} & + & \underline{\quad} = \underline{\quad} \\ \underline{\quad} & - & \underline{\quad} = \underline{\quad} \\ \underline{\quad} & - & \underline{\quad} = \underline{\quad} \end{array}$$





$$\begin{array}{rcl} \underline{\quad} & + & \underline{\quad} = \underline{\quad} \\ \underline{\quad} & + & \underline{\quad} = \underline{\quad} \\ \underline{\quad} & - & \underline{\quad} = \underline{\quad} \\ \underline{\quad} & - & \underline{\quad} = \underline{\quad} \end{array}$$




$$\begin{array}{rcl} \underline{\quad} & + & \underline{\quad} = \underline{\quad} \\ \underline{\quad} & + & \underline{\quad} = \underline{\quad} \\ \underline{\quad} & - & \underline{\quad} = \underline{\quad} \\ \underline{\quad} & - & \underline{\quad} = \underline{\quad} \end{array}$$




$$\begin{array}{rcl} \underline{\quad} & + & \underline{\quad} = \underline{\quad} \\ \underline{\quad} & + & \underline{\quad} = \underline{\quad} \\ \underline{\quad} & - & \underline{\quad} = \underline{\quad} \\ \underline{\quad} & - & \underline{\quad} = \underline{\quad} \end{array}$$



$$\begin{array}{rcl} \underline{\quad} & + & \underline{\quad} = \underline{\quad} \\ \underline{\quad} & + & \underline{\quad} = \underline{\quad} \\ \underline{\quad} & - & \underline{\quad} = \underline{\quad} \\ \underline{\quad} & - & \underline{\quad} = \underline{\quad} \end{array}$$




$$\begin{array}{rcl} \underline{\quad} & + & \underline{\quad} = \underline{\quad} \\ \underline{\quad} & + & \underline{\quad} = \underline{\quad} \\ \underline{\quad} & - & \underline{\quad} = \underline{\quad} \\ \underline{\quad} & - & \underline{\quad} = \underline{\quad} \end{array}$$



Name _____ Date _____

Who is the Tallest?

Directions: Read the clues to help you solve the questions.



Cloudy Clues

Sarah is taller than John.

John is taller than Ann.

Bill is taller than Sarah.

1. Who is the tallest? _____


2. Who is the shortest? _____

3. Which kid is the second tallest? _____

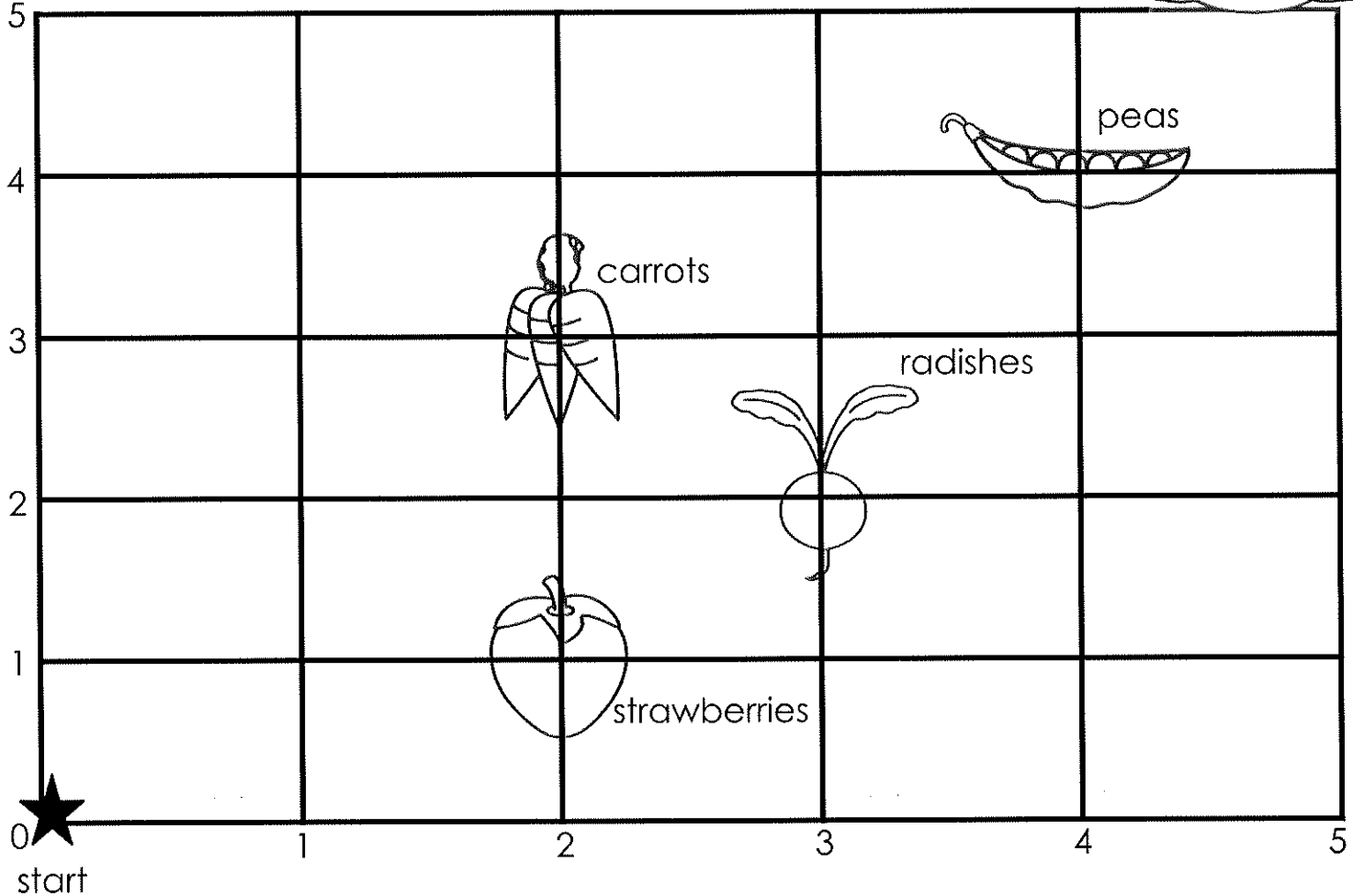
4. Which kid is the second shortest? _____

Name _____ Date _____

Mr. Hare's Garden



Directions: Use the grid below to help find where Mr. Hare planted his fruits and vegetables. Find the starting point and follow the directions.




1. Go to the starting point. Go right 2. What is planted?

2. Go to the starting point. Go up 4. Go right 4. What is planted?


3. Go to the radish. Go left 1. Go down 1. What is planted?

4. Draw a picture of another vegetable. Write directions on how to get there.


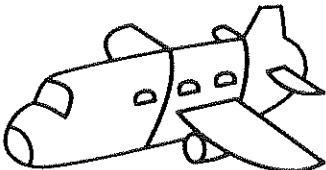




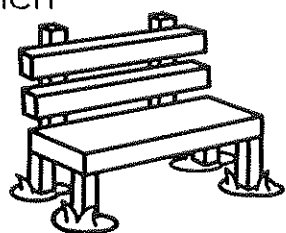








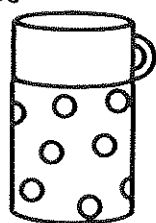


Name _____ Date _____



Let's Measure!




Directions: Look at each picture.
Decide if you should measure by feet, yards, or inches.

tooth 	inches feet yards	airplane 	inches feet yards	paintbrush 	inches feet yards
peach 	inches feet yards	inchworm 	inches feet yards	kangaroo 	inches feet yards
bench 	inches feet yards	snail 	inches feet yards	bathtub 	inches feet yards
sled 	inches feet yards	stamp 	inches feet yards	tree 	inches feet yards
ship 	inches feet yards	shark 	inches feet yards	shell 	inches feet yards
thermos 	inches feet yards	whistle 	inches feet yards	house 	inches feet yards







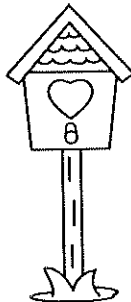


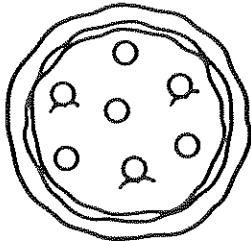


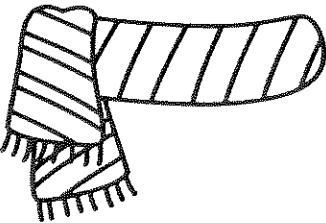



Name _____

Date _____



How Long Does it Take?

Directions: Look at each picture. Decide if it takes minutes or hours to complete each task. Circle the correct answer.

brushing your teeth  hours minutes	a day at school  hours minutes	eat an apple  hours minutes	build a gate  hours minutes
read a big book  hours minutes	make your bed  hours minutes	build a birdhouse  hours minutes	drink milk  hours minutes
eat, bake and decorate a cake  hours minutes	eat pizza  hours minutes	a snail to go a mile  hours minutes	blow up a balloon  hours minutes
knit a scarf  hours minutes	eat dinner  hours minutes	a bird to build a nest  hours minutes	eat a sandwich  hours minutes